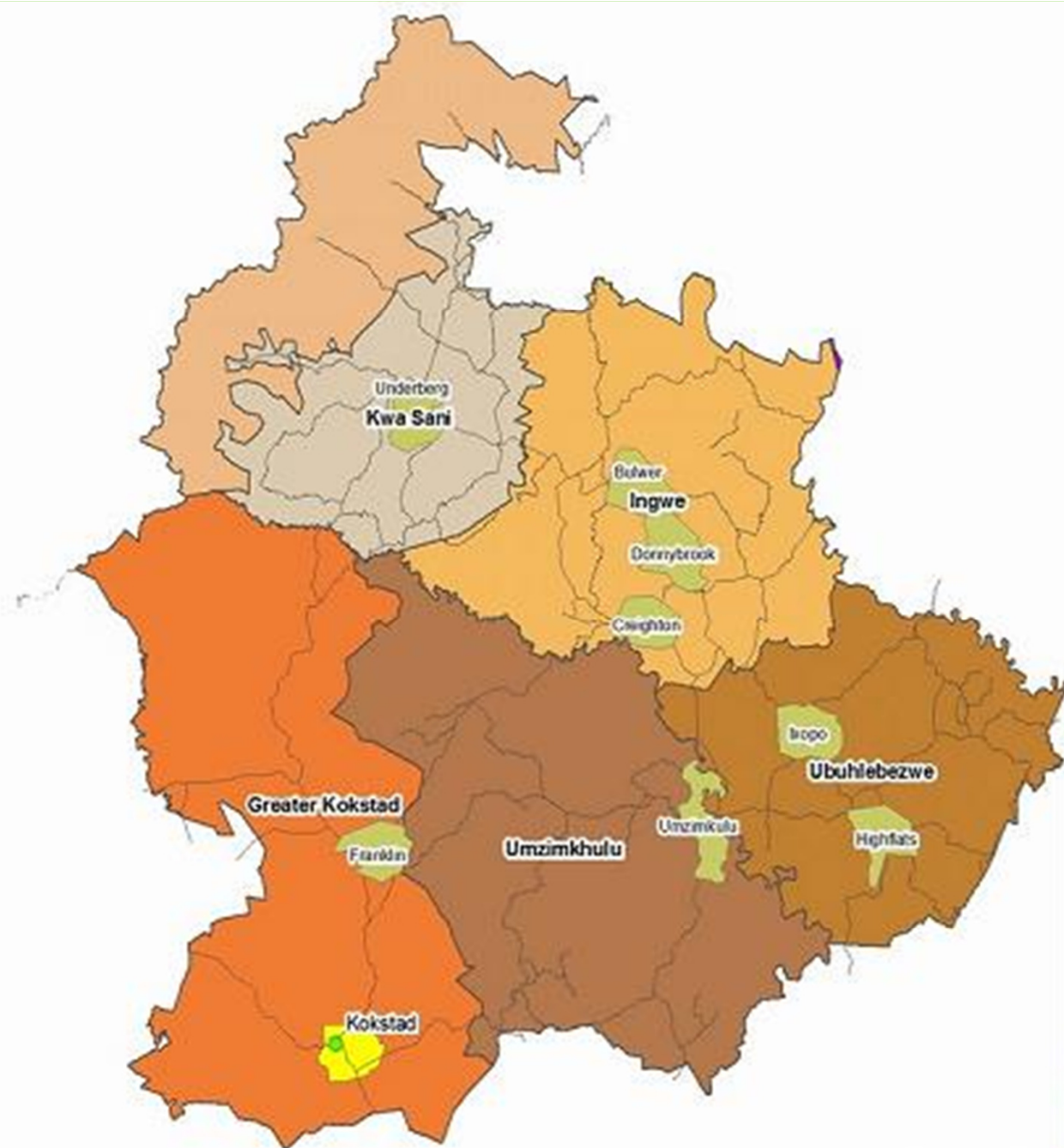


HARRY GWALA DISTRICT MUNICIPALITY

PRESENTATION ON PROVINCIAL COUNCIL ON AIDS

**PRESENTATION BY
CLLR ME NDOBE
MAYOR: HARRY GWALA DISTRICT MUNICIPALITY**

12 MARCH 2014

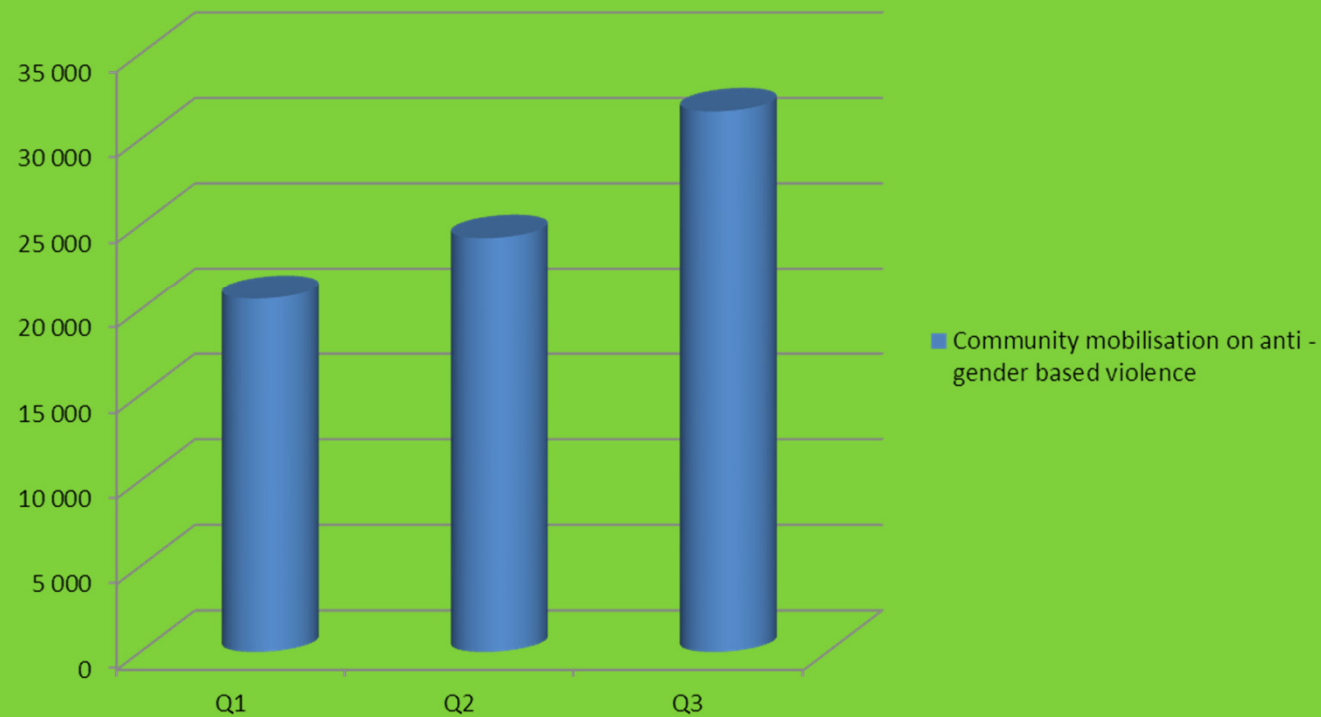


Legend

- Cities
- Regional service centre (>300000)
- Regional service centre (>100000 and <300000)
- Regional service centre (<100000)
- Service towns
- Local and Niche nodes
- Roads
- Commuter areas
- Functional Urban Area
- Functional Link Urban Area

COMMUNITY MOBILISATION ANTI GENDER BASED VIOLENCE

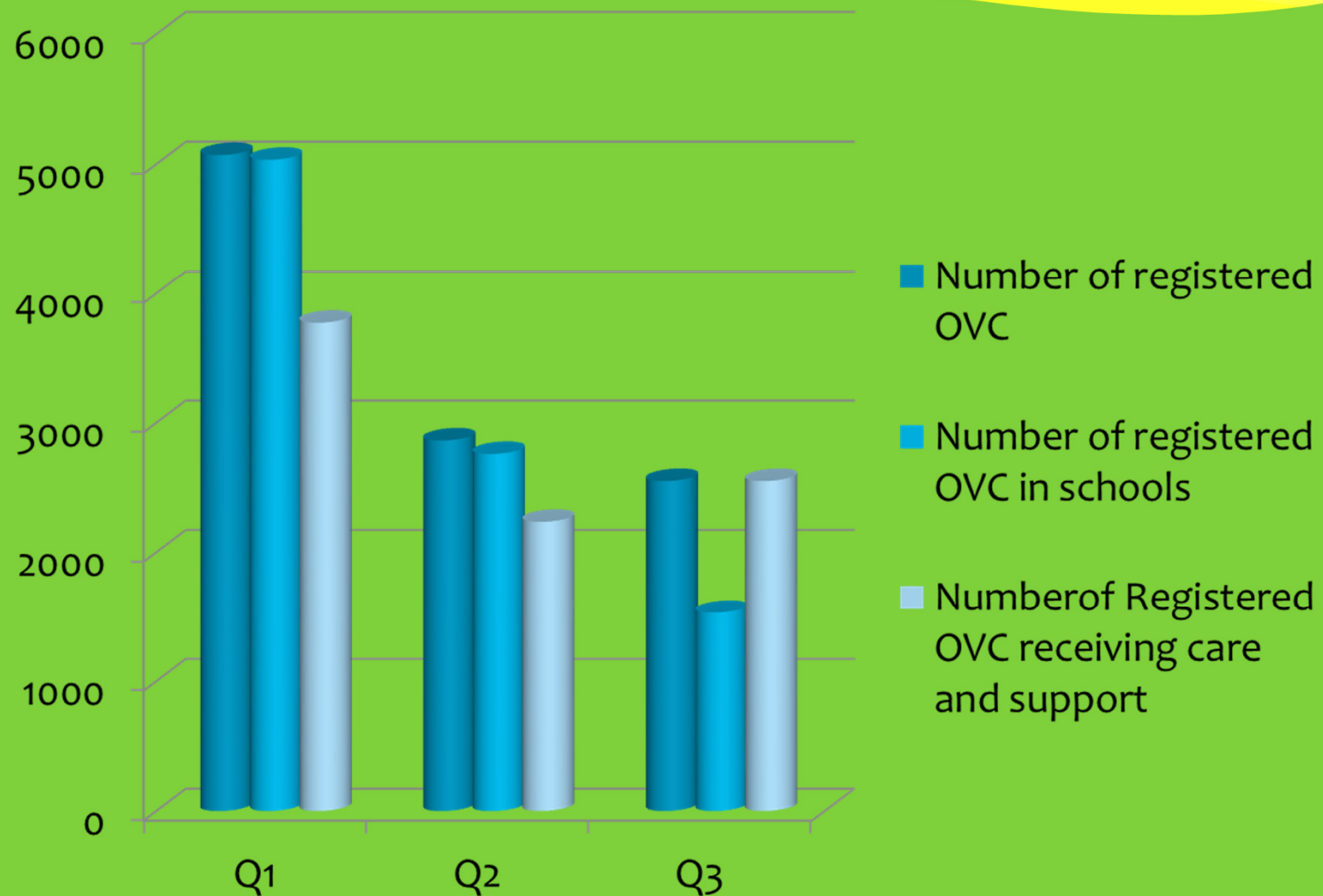
COMMUNITY MOBILISATION ON ANTI -GENDER BASED VIOLENCE



COMMUNITY MOBILISATION AND ANTI GENDER BASED VIOLENCE

- * The presentation is only showing the total number of attendees, from now on the district will provide attendance registers that have age breakdown.

ORPHANS AND VULNERABLE CHILDREN

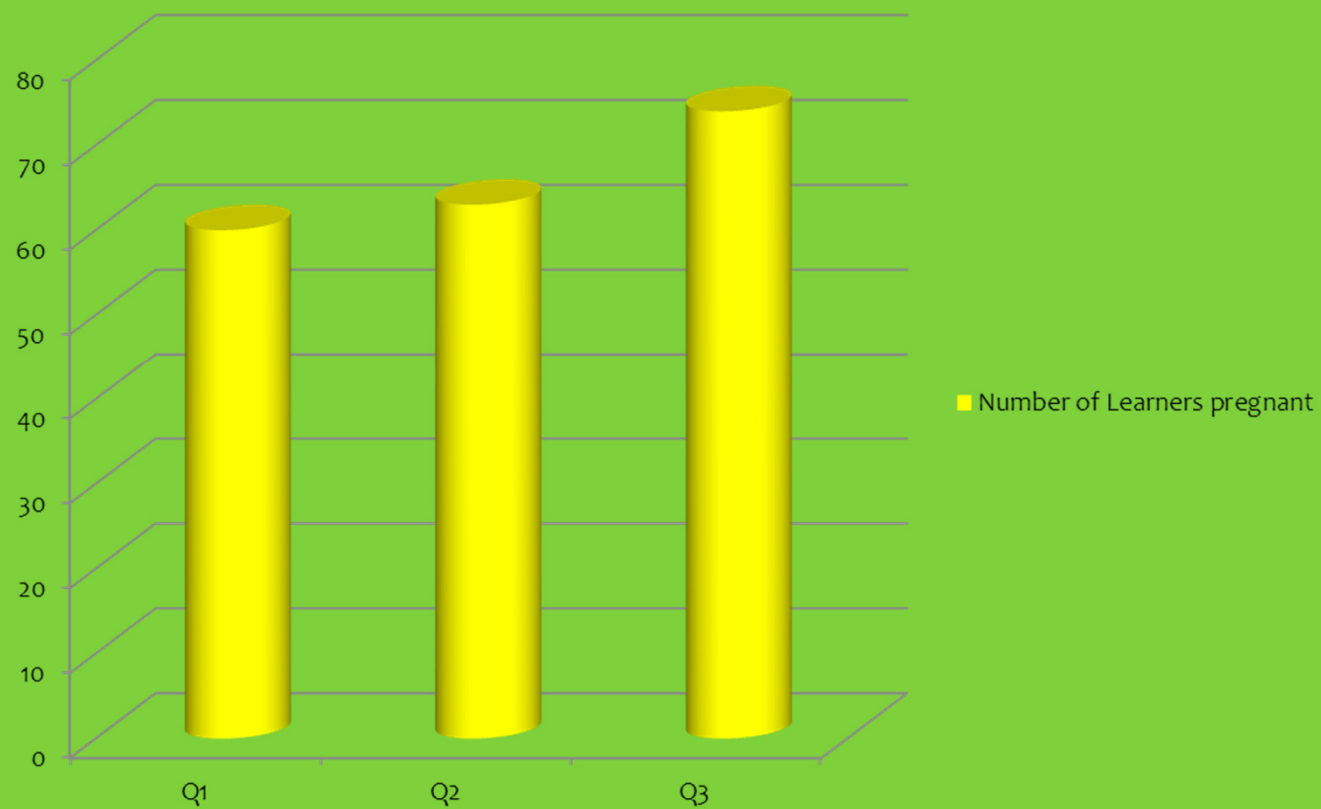


ORPHANS AND VULNERABLE CHILDREN

- * During this quarter most staff are on leave and the courts are closing for festive season, therefore Children court hearing is not conducted.
- * In other courts if one parent is missing they have to advertise for missing parent in the media.
- * Beneficiaries of cooked meals on Home Care Based organisation decreases due to School holidays .

LIFE SKILLS

Number of Learners pregnant



LIFE SKILLS

- * Number increasing
- * Causes: Social ills - Sugar Daddy syndrome
- * Arranged Marriages – still acceptable in the communities
- * Parents are not coming forward to report pregnancy.
- * Learners hide their pregnancy .

PMTCT

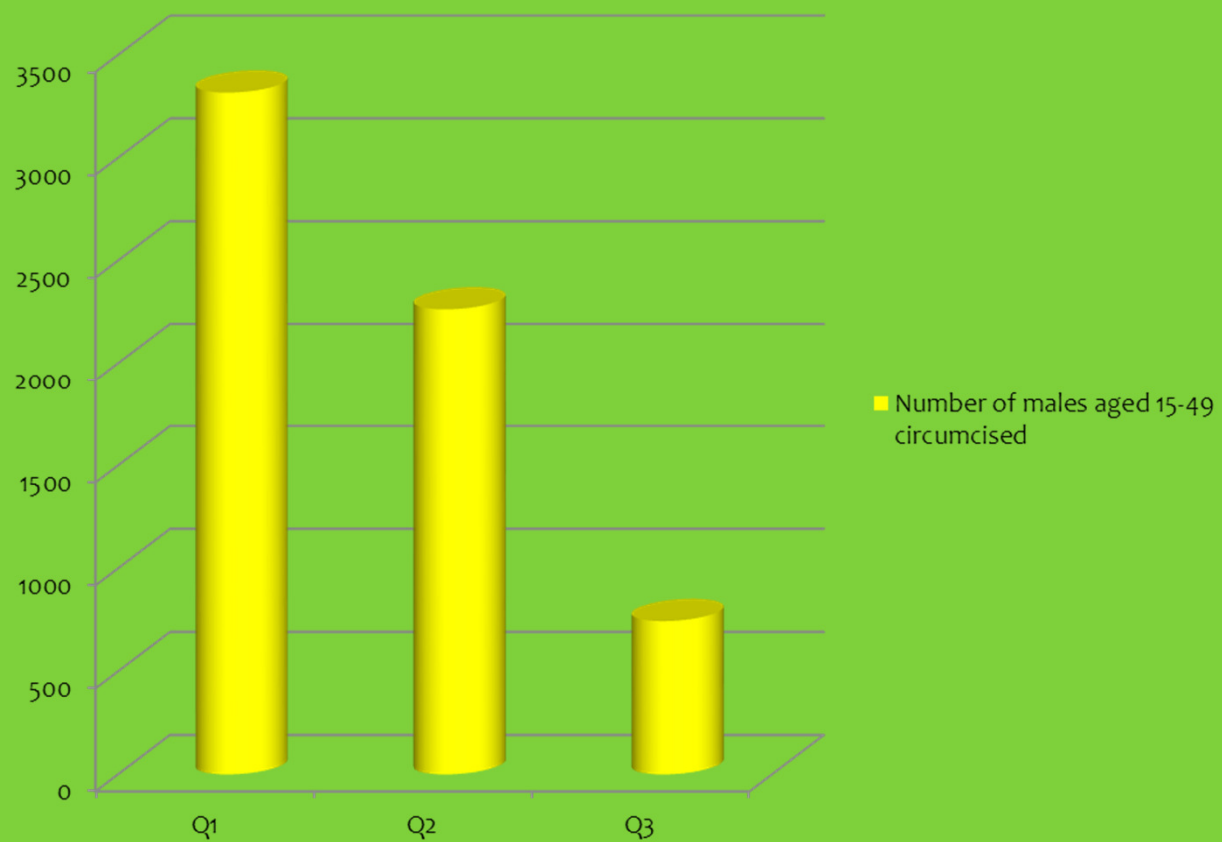
	Q1	Q2	Q3
Baby PCR tested positive around 6 weeks rate	1.9%	1.5%	1.3%
Baby HIV antibody test positive at 18 months rate	1.4%	1.1%	1.7%
ANC booking before 20 weeks rate	50.4%	54.5%	56.8%
Number of maternal deaths	4	2	1
Number of infant deaths	44	56	45

PMTCT

- * Decline in number of infected babies - attributed to: early booking & early start on preventive and treatment measures.
- * The testing of babies for 18 months rapid testing is still a challenge – could be the movement of parents to other sub-districts or even districts.
- * Blue Print for action strategy - testing all babies coming into contact with the health worker (be it for immunizations or for minor ailments even if admitted in the ward.
- * Registration of under 5s per ward – a project started in Ward 1 Umzimkhulu & Ward 10 Ingwe. Started rolling out in all wards with Family Health Teams.

MALE MEDICAL CIRCUMCISION

Number of males aged 15-49 circumcised

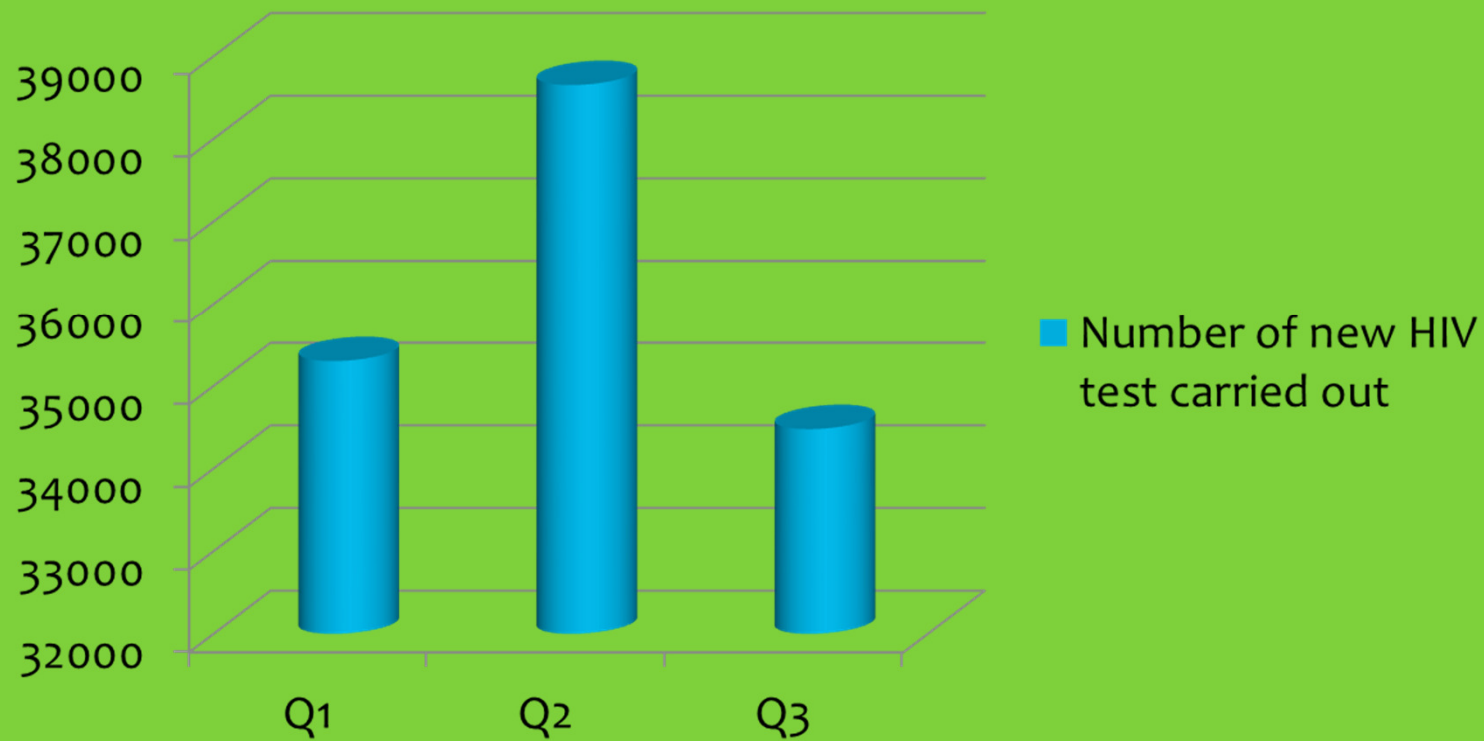


MALE MEDICAL CIRCUMCISION

- Only 21% of target (3 569) per quarter. There is a drastic drop in performance this could be due to :Exams in October and November
- Overlapping of School holidays of the third quarter with quarter 4 as most of boys are still not back from Traditional male circumcision (initiation schools) and reluctance to do the procedure during festive where lots of activities take place.
- Movement of Social Partner MMC Team that was assisting the institutions moved to Eastern Cape.

HCT & TB SCREENING

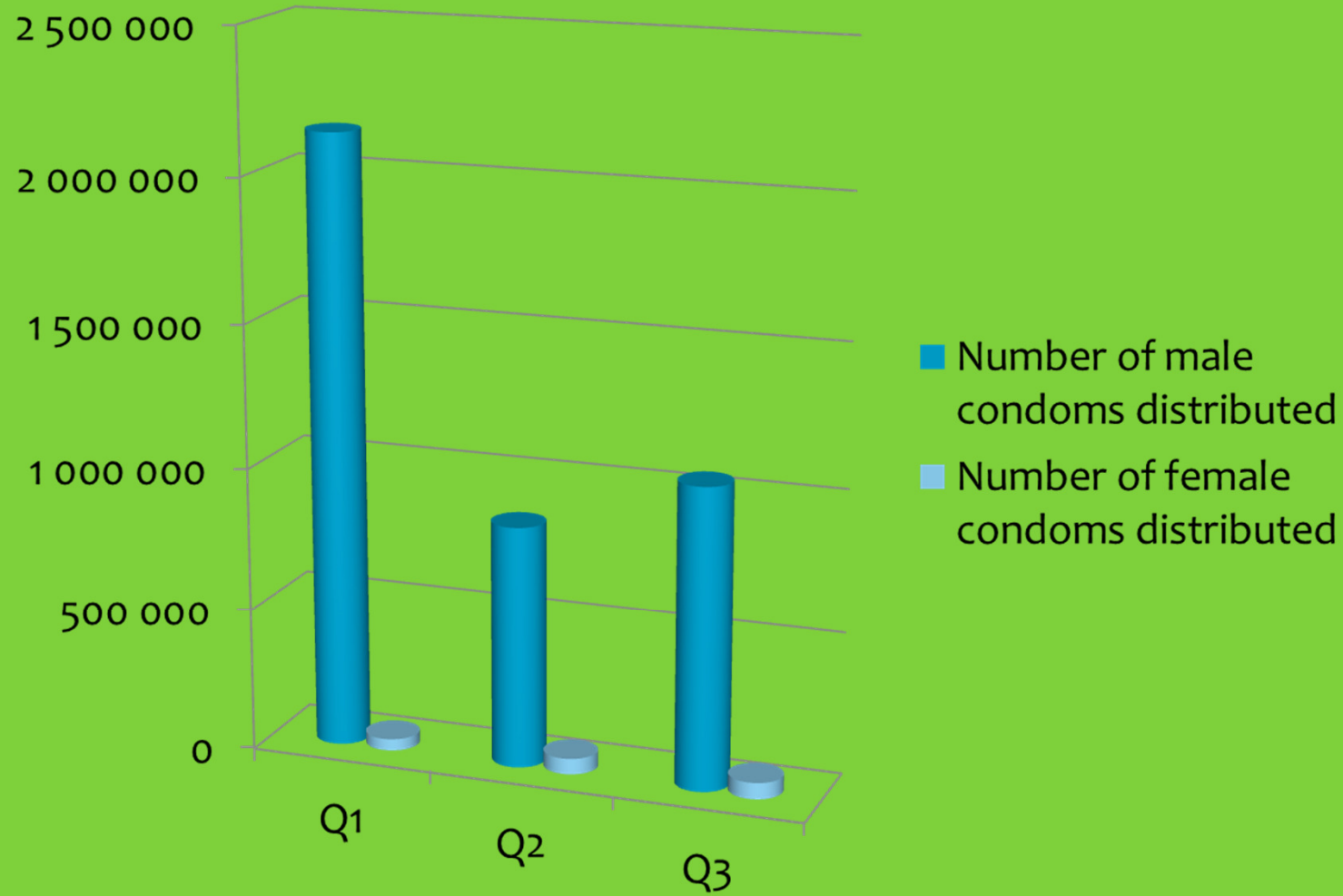
Number of new HIV test carried out



HCT & TB SCREENING

- Although appears lower than previous quarter but exceeded target of 32 208 (34476 achieved)
 - * Need to revisit the quarterly targets.

CONDOMS DISTRIBUTION



CONDOMS DISTRIBUTION

- Male Condoms- 45% of the Target (2 314 388 per quarter of Male Condom Distribution)
- Improvement expected with the new Service provider in place since January 2014
- Enrolled other stakeholders in the distribution e.g. ward Councillors
- Female Condom –57 000 distributed –Way above Target of 19 940 per quarter

***PREVENTION OF EXPOSURE TO TRANSMISSION FROM
SEXUAL VIOLENCE***

	Q1	Q2	Q3
Number of new sexual assault cases	42	43	57
Children under 12 years sexually assaulted rate	23.8%	25.6%	33.3%

PREVENTION OF EXPOSURE TO TRANSMISSION FROM SEXUAL VIOLENCE

- * Though slight increase .-still a lot of unreported cases.
- * Conduct community awareness campaigns for early reporting of such incidences.
- * Strengthen relationships with SAPS.
- * Promotion of Local Victim Empowerment Forums in other sub-districts (Ubuhlebezwe quite active)

COMPREHENSIVE ART SERVICES

	Q1	Q2	Q3
Number of children on ART	2 376	2 571	2 451
Number of Adults on ART	34 604	32 601	33 616
Number of Adults loss to follow up	75	478	182

COMPREHENSIVE ART SERVICES

- 77% of the targeted children receiving ART achieved.
- 92 % of the target adults receiving treatment achieved.
- Data cleaning process identified high number of down referred clients not captured in mobiles especially in Kokstad attended to.
- Numbers of Loss to follow up and deaths have decreased compared to last quarter which due to the above exercises.
- Introduced a system where new born babies and mothers are linked to attached to CCGs at Maternity units for follow up purposes started at UBuhlebezwe.
- Mentorship on Initiations at facility level by the NIMART are on process.
- Information and Technology (IT) network to support tracking of clients by linking clinics to Hospitals and CHC in order to monitor the movements of clients within and outside the district to avoid unnecessary Loss to follow ups.

COORDINATION, MONITORING & EVALUATION

	Q1	Q2	Q3
Number of LAC's submitting reports to DAC	3	5	3
Number of WAC's submitting reports to LAC	11	0	0

COORDINATION, MONITORING & EVALUATION

- * LAC structures need to be strengthened
- * Political commitment & support needed on the functionality of LAC's and WAC's is needed.
- * Intensive workshops on WAC's urgently needed.

THANK YOU

ZERO

new HIV and TB infections

ZERO

new infections due to vertical transmission

ZERO

preventable HIV and TB deaths

ZERO

HIV and TB discrimination